

# Sully Surgery - Annual Practice Experience Survey 2025-2026

## Responses Overview

Closed

Responses

129



Average Time

05:17



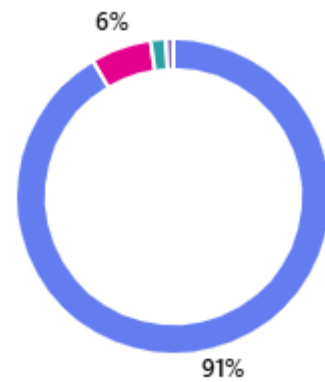
Duration

121 Days



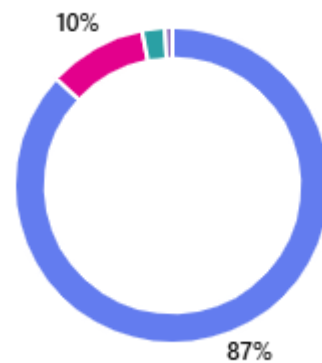
1. Thinking about your latest experience of healthcare at Sully Surgery, was it?

● In the last 6 months	118
● Between 6 months and 1 year ago	8
● Between 1 and 2 years ago	2
● More than 2 years ago	1



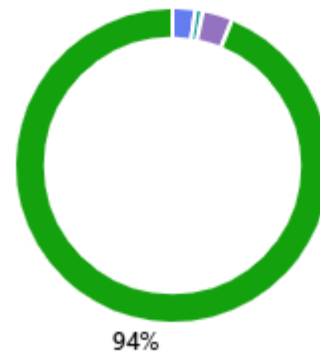
2. Did you feel that you were listened to?

● Always	112
● Usually	13
● Sometimes	3
● Never	1



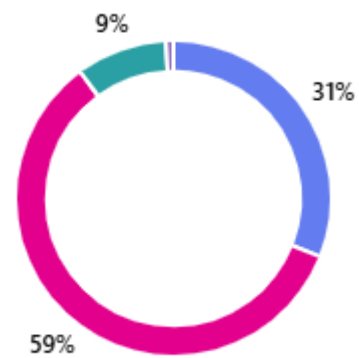
3. Were you able to speak in Welsh to staff if you needed to?

Always	3
Usually	0
Sometimes	1
Never	4
Not applicable	121



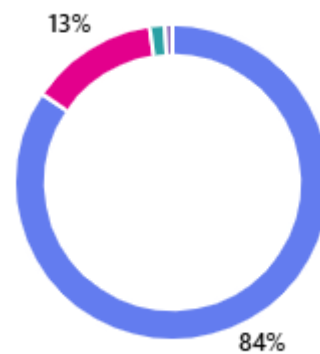
4. From the time you realised you needed to use this service, was the time you waited:

Shorter than expected	40
About right	76
A bit too long	12
Much too long	1



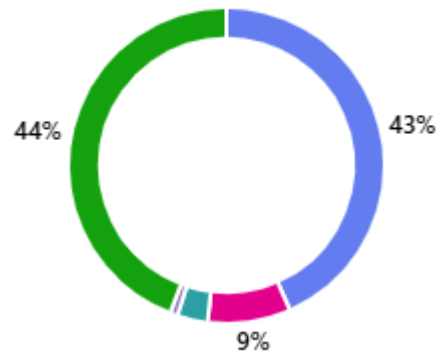
5. Did you feel well cared for?

Always	109
Usually	17
Sometimes	2
Never	1



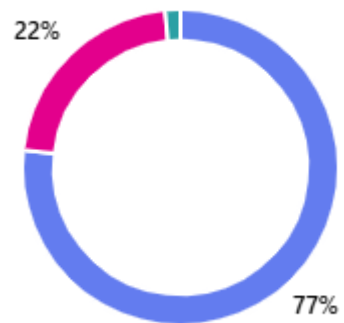
6. If you asked for assistance, did you get it when you needed it?

● Always	56
● Usually	11
● Sometimes	4
● Never	1
● Not applicable	57



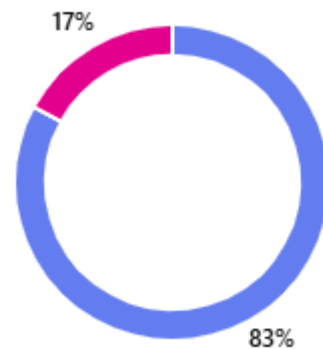
7. Did you feel you understood what was happening in your care?

● Always	99
● Usually	28
● Sometimes	2
● Never	0

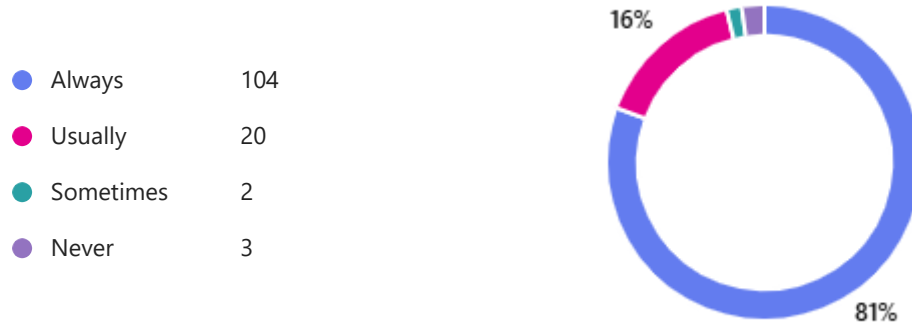


8. Were things explained to you in a way that you could understand?

● Always	107
● Usually	22
● Sometimes	0
● Never	0



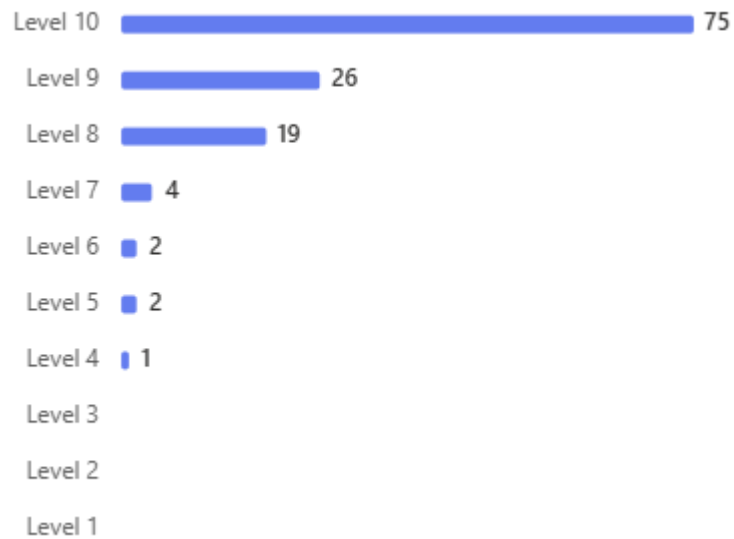
9. Were you involved as much as you wanted to be in decisions about your care?



10. Using a scale of 0 – 10 where 0 is very bad and 10 is excellent, how would you rate your overall experience?

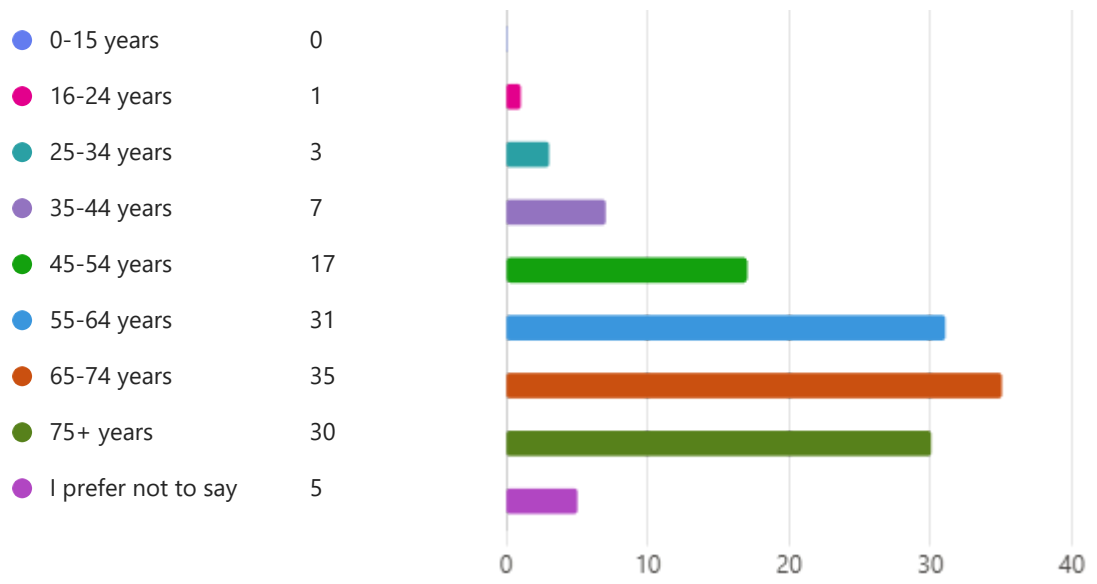
9.22

Average Rating

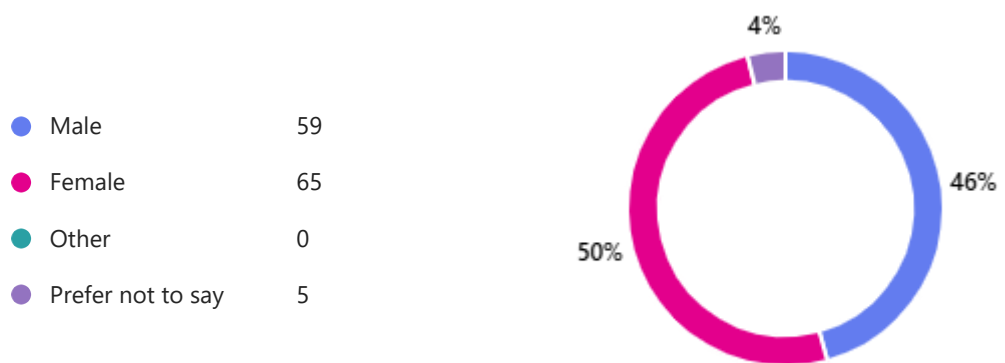




13. What is your age?

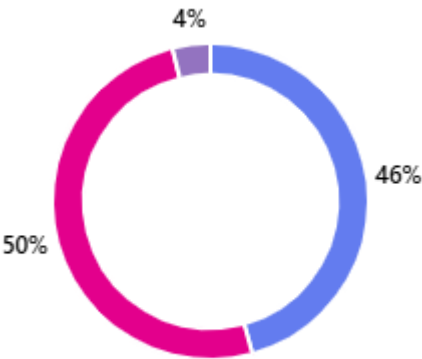


14. What is your gender?



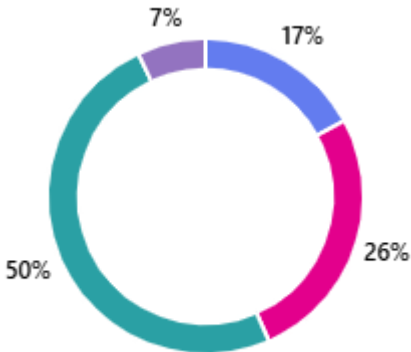
15. At birth, were you described as:

● Male	59
● Female	65
● Other	0
● Prefer not to say	5



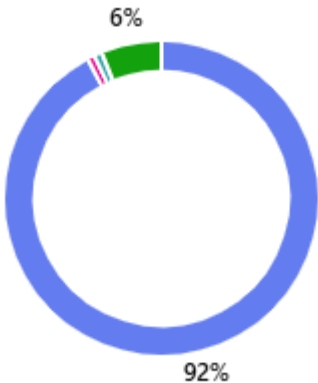
16. Are your day-to-day activities limited because of a health problem or disability which has lasted, or is expected to last, at least 12 months?

● Yes, a lot	22
● Yes, a little	34
● Not at all	64
● I prefer not to say	9

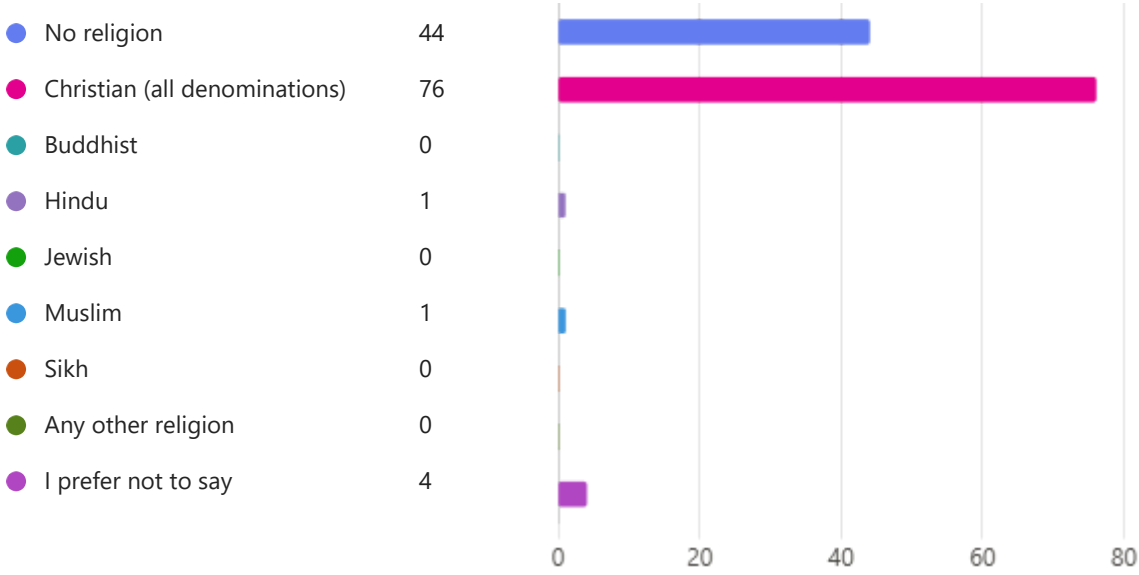


17. Which of the following options best describes how you think of yourself?

● Heterosexual or straight	119
● Gay or lesbian	1
● Bisexual	1
● Other	0
● I prefer not to say	8

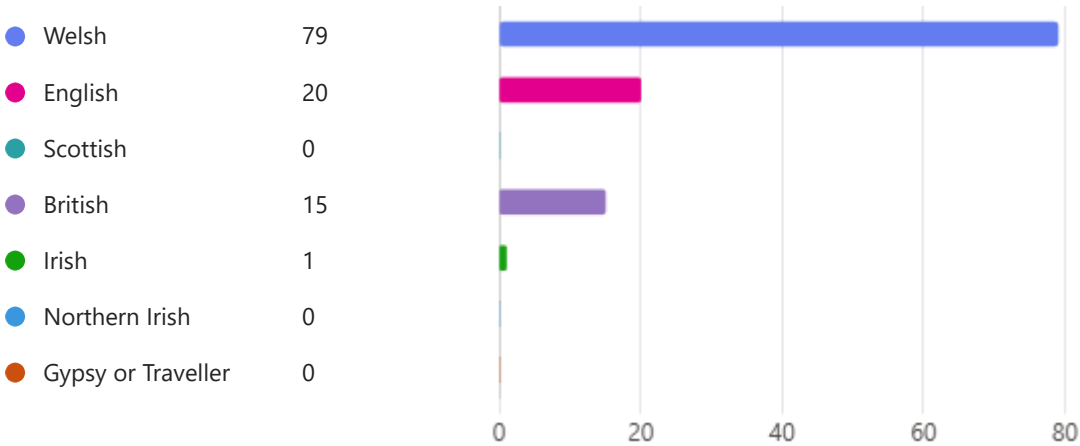


18. What is your religion?  
 (Please choose one option that best describes your religion)



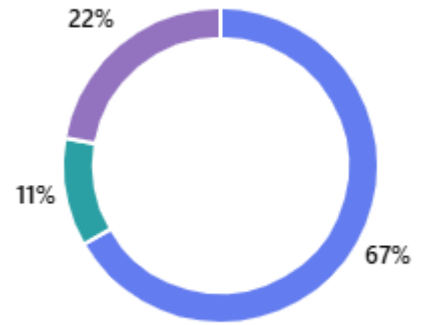
19. What is your ethnic group?  
 (Please choose one option that best describes your ethnic group or background)

White:



## 20. Mixed / multiple ethnic groups

● White and Black Caribbean	6
● White and Black African	0
● White and Asian	1
● Any other Mixed / multiple ethnic background	2



## 21. Asian / Asian British

● Indian	2
● Pakistani	0
● Bangladeshi	0
● Chinese	0
● Any other Asian background	0



## 22. Black / African / Caribbean / Black British

● African	0
● Caribbean	0
● Any other Black / African / Caribbean background	1



### 23. Other ethnic group

● Arab	0
● Any other ethnic group	1
● Prefer not to say	2

